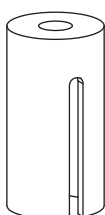


Fissaggio cavi a soffitto

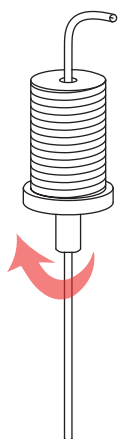
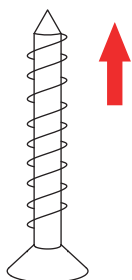
Cable fixing on ceiling



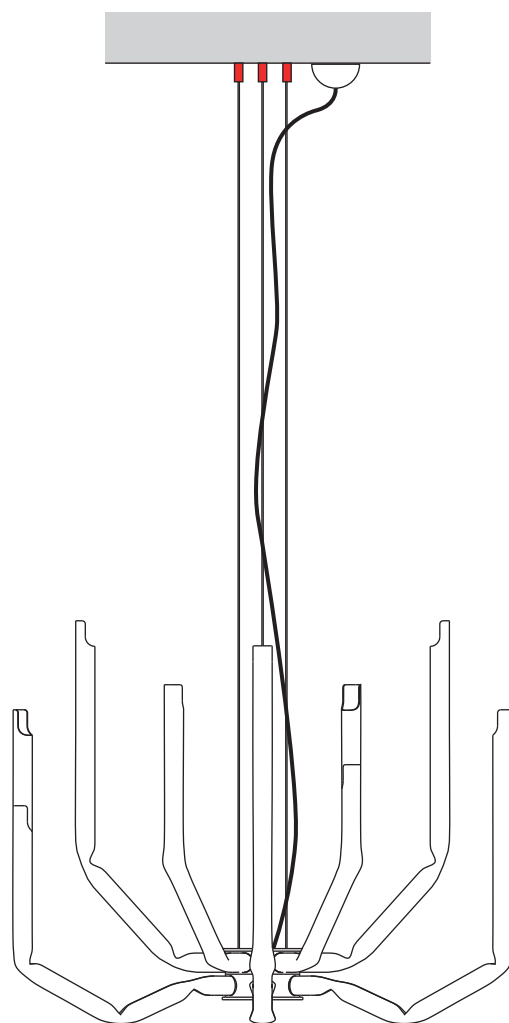
1. Forare il soffitto usando la dima fornita e inserire il tassello
1. *Drill the ceiling using the template provided and insert the dowel*



2. Avvitare la sede del blocca cavo con l'apposita vite
2. *Screw in the cable clamp housing with the appropriate screw*



3. Inserire il cavo nel blocca cavo e poi avvitare nella sua apposita sede
3. *Insert the cable into the cable lock and then screw it into place*



TO_BE

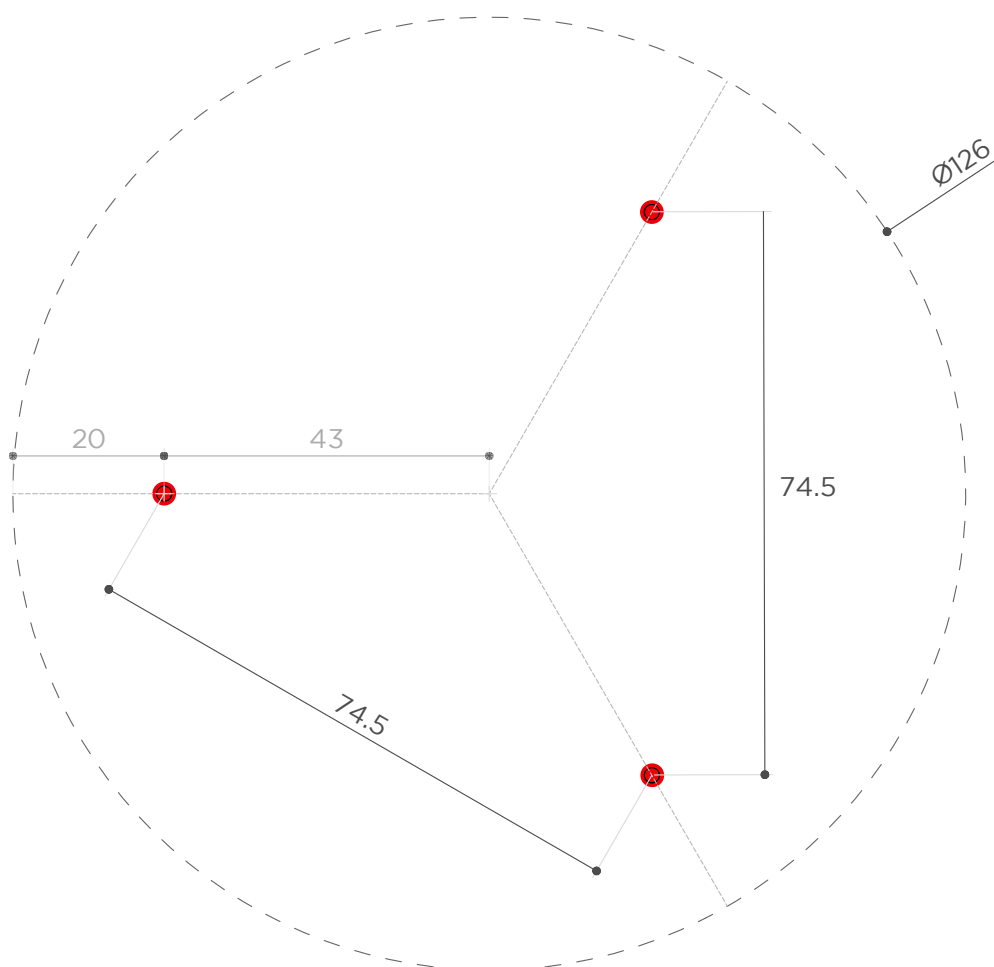
Lampada|Lamp

Designer:
Anno | Year:
Materiali | Materials:

Studio 14
2017
struttura in metallo brunita | burnished metal frame

DIMA **TO_BE** PER FISSAGGIO CAVI ACCIAIO A SOFFITTO
SCALA 1:1

TEMPLATE **TO_BE** FOR FIXING STEEL CABLES TO CEILING
SCALA 1:1



Misure in **mm**

Size in **mm**

- Punti in cui forare il soffitto per inserire il tassello per i cavi
Places to drill holes in the ceiling to insert cable dowel